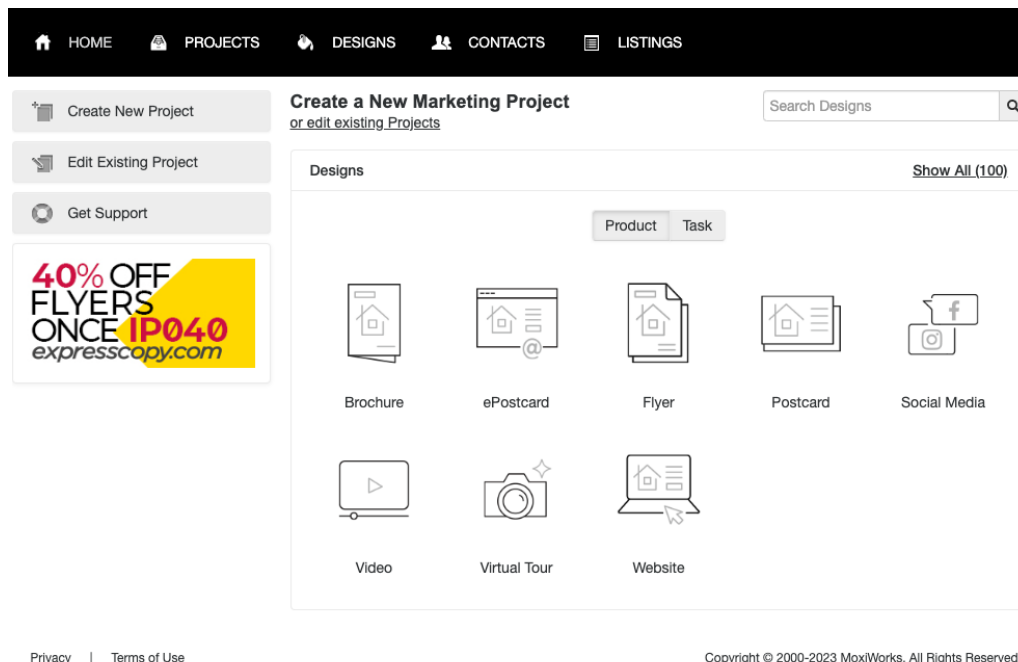




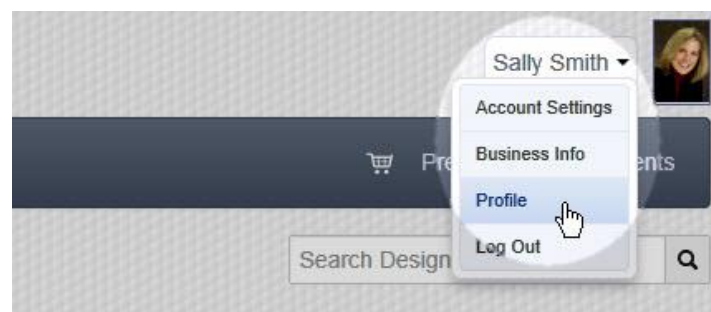
MoxiImpress makes marketing simple for agents. Streamline and automate marketing activities in order to save time while reaching more people, building stronger relationships with their prospects and clients, and driving more business.

Four Steps to Getting Started

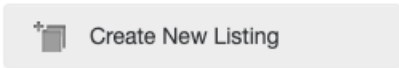
Step 1: [Take a look around the MoxiImpress Marketing Center](#), your one-stop-shop for creating and editing projects to broadcast your listings to your sphere.



Step 2: [Navigate to your Profile Settings to update your personal information](#) such as your photo, contact details, email, and website URL.

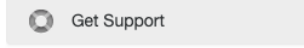
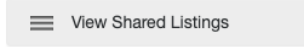
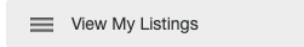
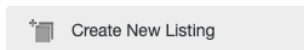
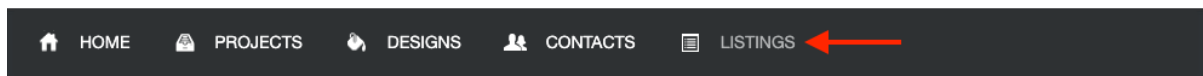


Step 3: Confirm your listings by clicking on the Listings Tab. If you do have listings that are not available, this means that your MLS ID is missing from your account and needs to be [added in through Roster](#).



Listings
Manage your Listings

Step 4: Create your first project! If you do have listings that are available in your account from Step 3, half of the battle is already done. All you need to do is click on the listing and select Create Project to choose from the many designs you have. If you have automation turned on, a package will be created automatically for you every time a listing event occurs (just listed, just sold, price changed, open house) then you can simply create your desired marketing materials from there as well.



35 Chloes Way



Address
35 Chloes Way
Saratoga Springs, NY 12866
List Price
\$849,000
MLS ID
202312086

- View Projects
- Create Project**
- Create Marketing Kit
- Share on Facebook

[Revert Listing](#) | [Delete Listing](#)

Ready to learn more?

Register for this upcoming webinar – [Introduction to MoxiImpress](#)

Watch this video on how to email your first digital marketing piece – [MoxiImpress Webinar](#)